

Foreword

Much has been said about the need to include a social dimension into the globalisation process. In meeting after meeting, governments, representatives from international institutions, even employers, talk about how important "social inclusion" is. Yet, there is often a gap between words and deeds. At this June's UN meeting on the follow-up to the 1995 Copenhagen Social Summit, to cite one example, references to workers' fundamental rights as an indispensable pillar of social policy were watered down and the fierce opposition of a few hard-line countries (which figure prominently in this report for their poor performance on trade union rights) was sufficient to suppress any hope of seeing the ILO Declaration on Fundamental Principles and Rights at Work included in the final document. In fact, until today, there has never been such global acknowledgement of the need to take civil society and the social aspects of the economic process into account. But when it comes to protecting those women and men whose role it is to promote and defend workers' basic rights, little has improved.

This year's annual survey cites workers' rights abuses in 113 countries. 140 trade unionists have been murdered in the twelve month period it covers, and hundreds have been beaten up, arrested, jailed and tortured for doing no more than carrying out trade union activities.

Demanding payment of wage arrears, calling for improved working conditions, asking for dialogue and for negotiations, campaigning for welfare, for education and for a fair share of income. These are the only "crimes" that have led to people being killed or thrown in jail.

This year's report gives us an opportunity to denounce the prevailing hypocrisy which sees government officials parading at international gatherings, ostensibly promoting basic rights, while those who actually defend them at home are being harassed, attacked, threatened, sidelined and silenced - sometimes for ever.

Trade union rights are human rights. They form the very basis on which social justice can be built. It is high time that those who claim to lead the world, and actually should, fully integrate this in their day to day practices. Some of the heroes of this report are no longer with us. Their unflinching commitment will continue to inspire us and generations of trade unionists. The fight will go on.



General Secretary

The eight core labour standards of the ILO (International Labour Organisation)

It is indicated in the text whether a country has ratified the following conventions:

- No. 29 Forced or Compulsory Labour (1930)
- No. 87 Freedom of Association and Protection of the Right to Organise (1948)
- No. 98 Right to Organise and Collective Bargaining (1949)
- No. 100 Equal Remuneration for Work of Equal Value (1951)
- No. 105 Abolition of Forced Labour (1957)
- No. 111 Discrimination in Employment and Occupation (1958)
- No. 138 Minimum Age for Employment (1973)
- No. 182 Worst Forms of Child Labour Convention (1999)

Violations of trade union rights: statistical analysis

Violations of trade union rights remain at least as frequent as in the past few years. In 1999, 140 people lost their lives, 17 more than in the previous year. The anti-union climate has been on the increase over the years and workers' rights are being steadily whittled away. International conventions on trade union rights, to which a growing number of States have signed up, are paradoxically being respected less and less. Every year, new countries appear in the survey. The cases reported in it are a stark illustration of this negative trend and only represent the tip of the iceberg of daily violations of fundamental trade union rights.

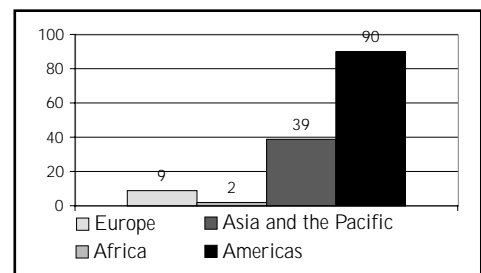
The ICFTU's information is based on reports from affiliates, international trade secretariats, regional organisations, human rights organisations and the media. The statistics given below are only based therefore on a partial view of the trade union situation in the world. Trade unions in the Middle East, for example, are in most cases banned outright, or are closely controlled by the authorities. The workers are subject to massive rights abuses but very little concrete information can be obtained from these countries. The figures should therefore be treated with caution.

The survey does however reflect a certain situation that the statistics below seem to confirm. For example, in over 10% of the countries analysed, trade unionists have died. In nearly one in three countries, trade unionists were wounded, while unfair dismissals following trade union activities took place in nearly 40% of countries. The government interfered in trade union affairs in at least one country in four. Obstacles to the functioning or formation of a trade union can be found in nearly 90% of the countries examined.

A. DEATHS AND ASSASSINATIONS

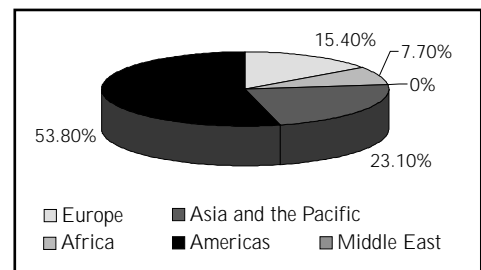
1. Total per region

Europe:	9
Africa:	2
Middle East:	0
Asia and the Pacific:	39
Americas:	90
Total:	140



2. Distribution by region of countries where trade unionists died

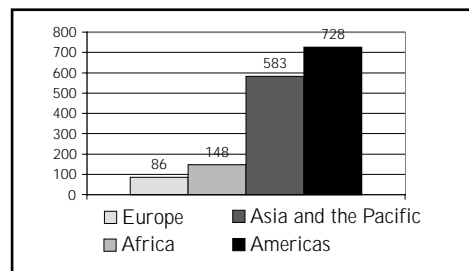
Europe:	15.40%
Africa:	7.70%
Middle East:	0%
Asia and the Pacific:	23.10%
Americas:	53.80%
Total no. of countries:	13



B. BEATINGS AND TORTURE

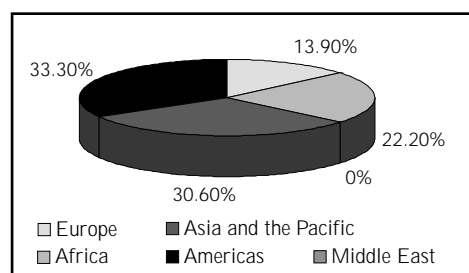
1. Total per region

Europe:	86
Africa:	148
Middle East:	0
Asia and the Pacific:	583
Americas:	728
Total	1545



2. Distribution by region of countries where trade unionists were beaten or tortured

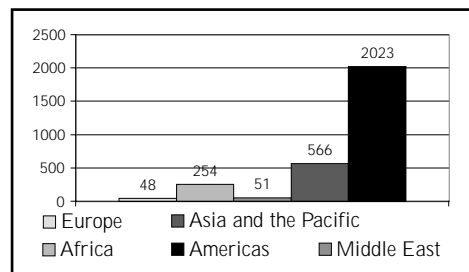
Europe:	13.90%
Africa:	22.20%
Middle East:	0%
Asia & Pacifique:	30.60%
Americas:	33.30%
Total no. of countries:	34



C. ARRESTS AND DETENTIONS

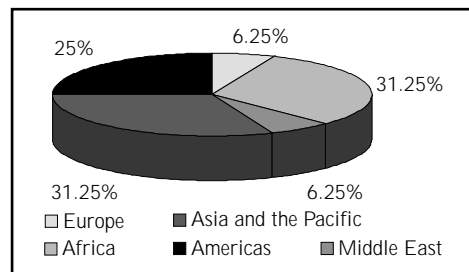
1. Total per region

Europe:	48
Africa:	254
Middle East:	51
Asia and the Pacific:	566
Americas:	2023
Total	2942



2. Distribution by region of countries where trade unionists were arrested or detained

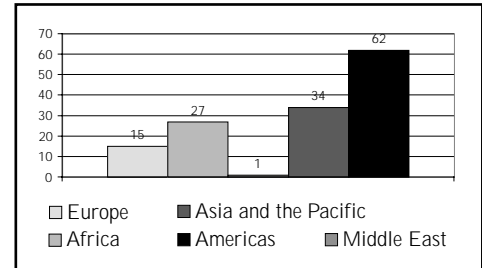
Europe:	6.25%
Africa:	31.25%
Middle East:	6.25%
Asia & Pacifique:	31.25%
Americas:	25%
Total no. of countries:	32



D. STRIKES AND DEMONSTRATIONS REPRESSED

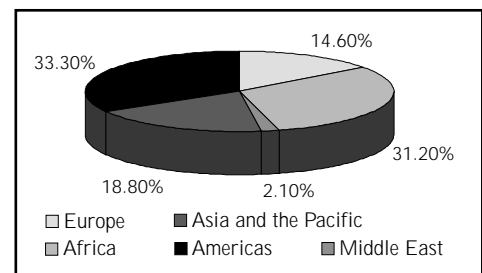
1. Total per region

Europe:.....	15
Africa:.....	27
Middle East:.....	1
Asia and the Pacific:.....	34
Americas:.....	62
Total:.....	139



2. Distribution by region of countries where strikes and demonstrations were repressed

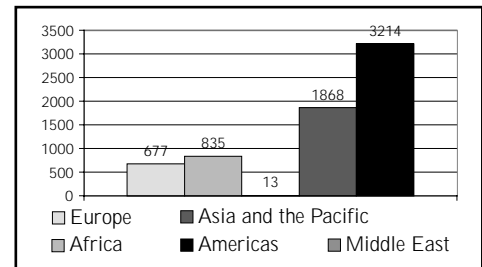
Europe:.....	14.60%
Africa:.....	31.20%
Middle East:.....	2.10%
Asie & Pocéanie:.....	18.80%
Americas:.....	33.30%
Total no. of countries:.....	48



E. HARASSMENT AND THREATS, INCLUDING DEATH THREATS

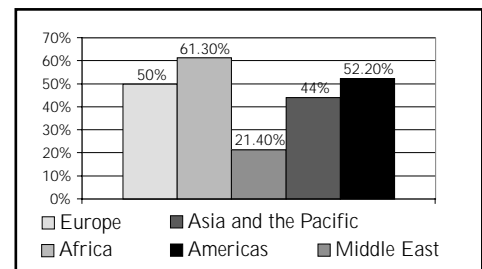
1. Total per region

Europe:.....	677
Africa:.....	835
Middle East:.....	13
Asia and the Pacific:.....	1868
Americas:.....	3214
Total:.....	6607



2. Level of harassment, including death threats, by region, within the countries mentioned in the survey

Europe:.....	50%
Africa:.....	61.30%
Middle East:.....	21.40%
Asia and the Pacific:.....	44%
Americas:.....	52.20%
Total no. of countries:.....	54

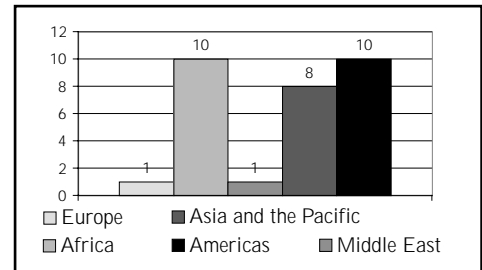


Please note: The total number of countries mentioned in the 2000 Survey represents about 60% of UN Member States, plus Switzerland, Kosovo, Hong Kong, The West Bank and Gaza.

F. EXPORT PROCESSING ZONES

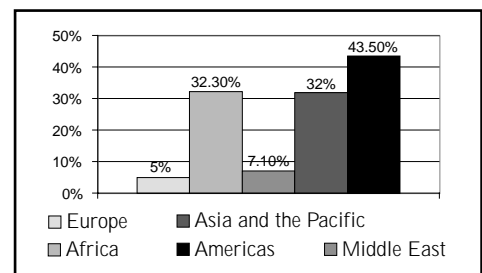
1. Total per region

Europe:	1
Africa:	10
Middle East:	1
Asia and the Pacific:	8
Americas:	10
Total:	30



2. Rate per region of export processing zones where industrial disputes occurred, within the countries mentioned in the survey.

Europe:	5%
Africa:	32.30%
Middle East:	7.10%
Asia and the Pacific:	32%
Americas:	43.50%
Total no. of countries	30

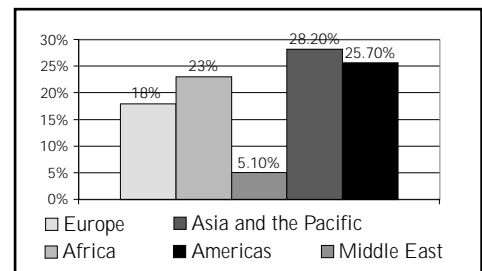


Please note: The total number of countries mentioned in the 2000 Survey represents about 60% of UN Member States, plus Switzerland, Kosovo, Hong Kong, The West Bank and Gaza.

G. UNFAIR DISMISSALS

Distribution by region of countries where workers have been unfairly dismissed

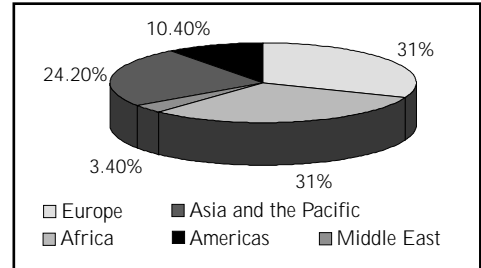
Europe:	18%
Africa:	23%
Middle East:	5.10%
Asia and the Pacific:	28.20%
Americas:	25.70%
Total no. of countries:	39



H. GOVERNMENTAL INTERFERENCE

Distribution by region of countries where the government has interfered into trade union affairs

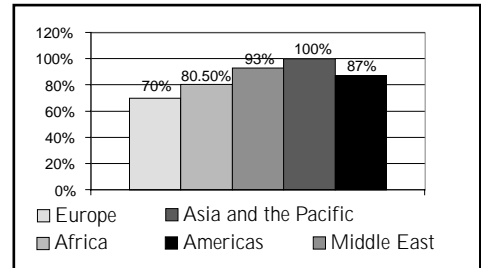
Europe:	31%
Africa:	31%
Middle East:	3.40%
Asia and the Pacific:	24.20%
Americas:	10.40%
Total:	29



I . LEGAL OBSTACLES

Level of presence, per region, of legal obstacles to the formation and functioning of trade unions, within the countries mentioned in the report

Europe:	70%
Africa:	80.50%
Middle East:	93%
Asia and the Pacific:	100%
Americas:	87%
Total no. of countries:	97



Please note: The total number of countries mentioned in the 2000 Survey represents about 60% of UN Member States, plus Switzerland, Kosovo, Hong Kong, The West Bank and Gaza.